


Games to Make It Stick!



I like to give parents games they can easily play with their child. These games are easy to play with minimal set up and materials. I copy them back to back so they can play at the level that is best for their child.

Directions: Take turns flipping a coin.

Heads=Move 1 space

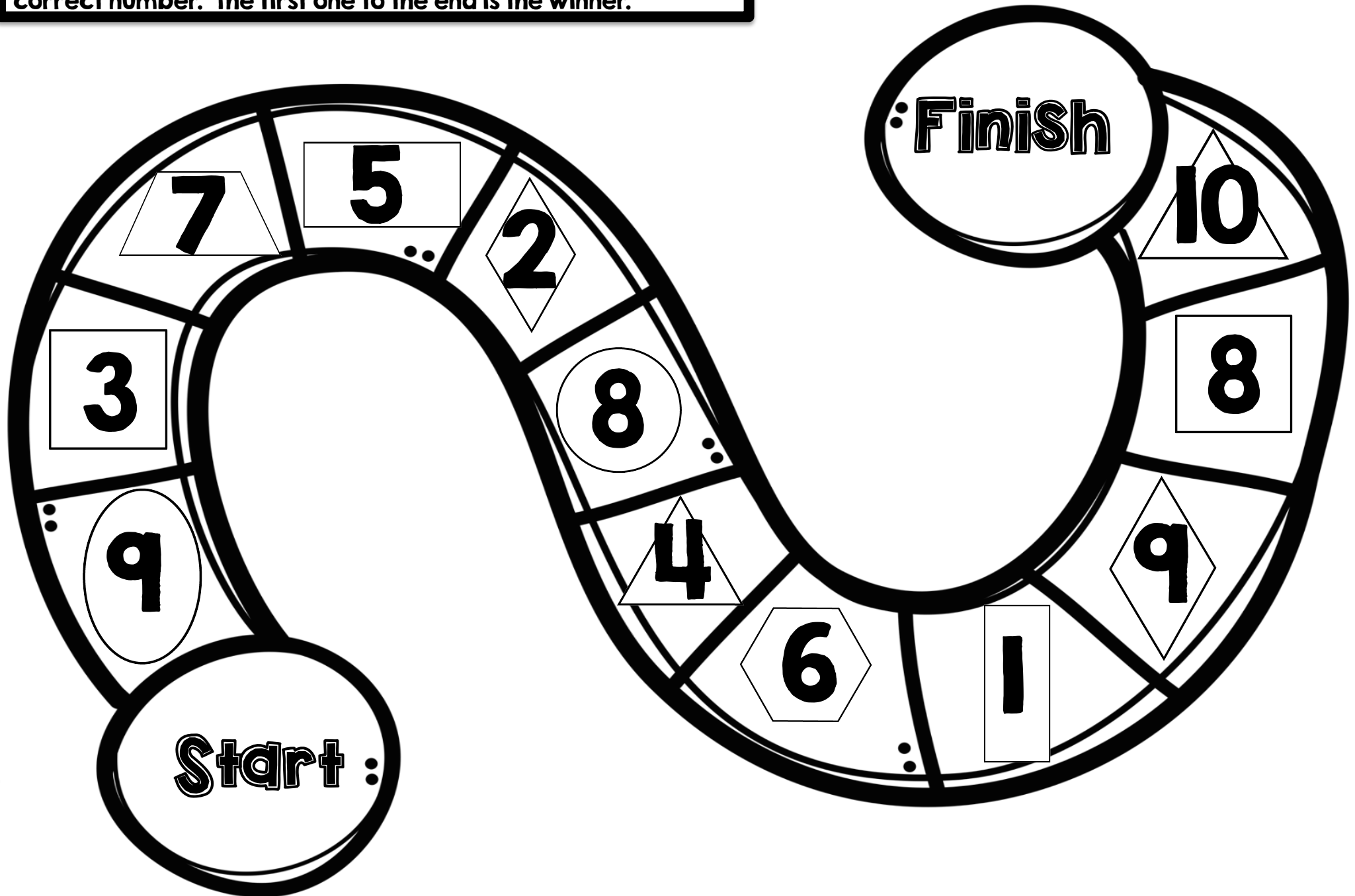
Tails=2 spaces

Use two other coins as playing pieces. Before a player can move ahead, he or she must say the correct shape AND the correct number. The first one to the end is the winner.

Key



rhombus trapezoid hexagon



Finish

Start :

Directions: Take turns flipping a coin.

Heads=Move 1 space

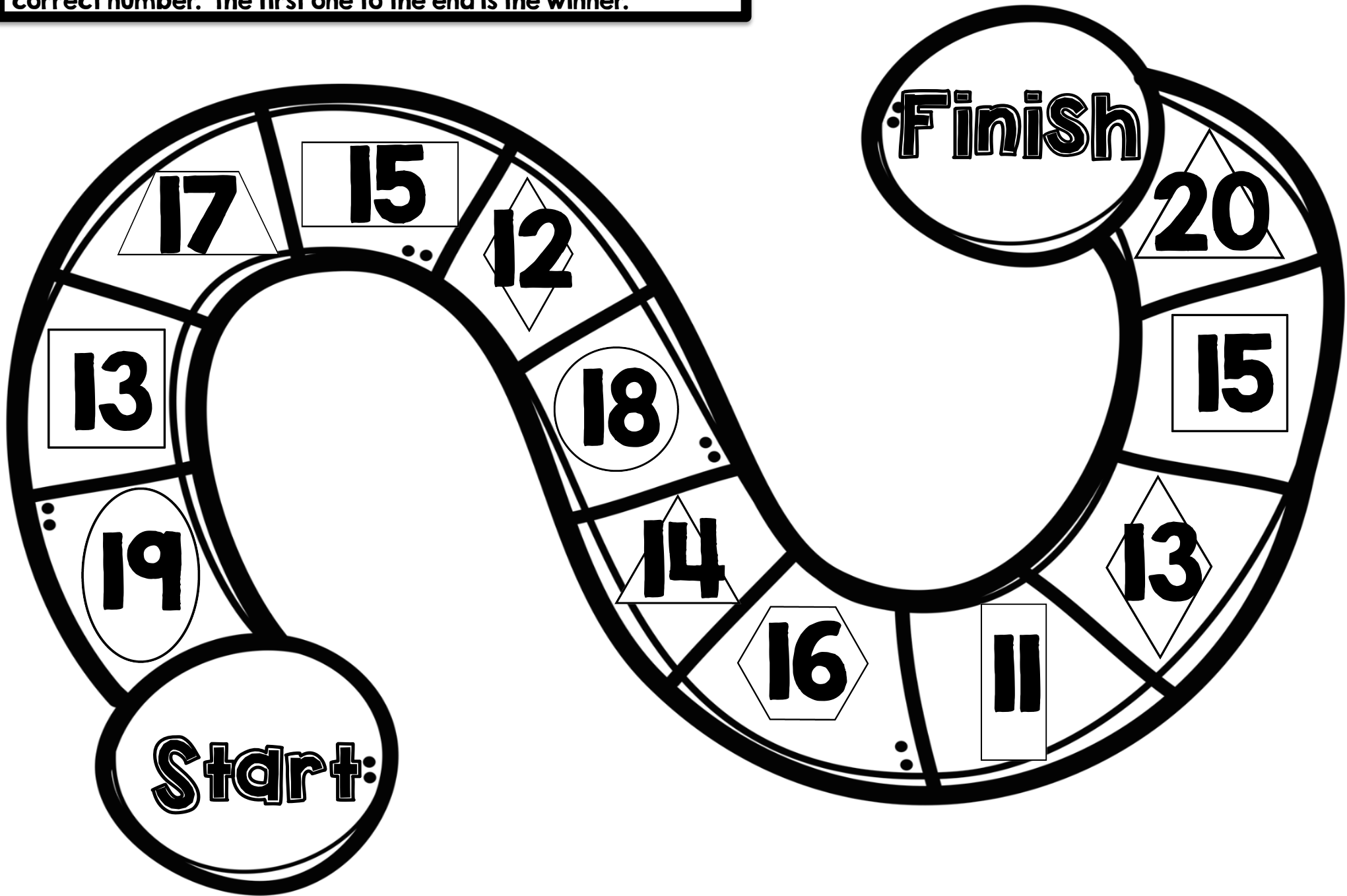
Tails=2 spaces

Use two other coins as playing pieces. Before a player can move ahead, he or she must say the correct shape AND the correct number. The first one to the end is the winner.

Key








rhombus trapezoid hexagon








Monster Mash

Directions: Toss a coin in the air. Heads=Move 3 spaces Tails=Move 2 spaces. Use two other coins as playing pieces. Before moving to the letter he or she must say the letter. If you land on a monster go back 5 spaces. For more of a challenge, have your child say something that starts with that letter. The first one to the end is the winner.

↑ h		q	w	END
r	y	g	n	↑ l
↑ f	z		k	c
	m	b	a	↑ t
↑ z	s	p		o
↑ e	v	j	d	↑ i
START	x		u	↑ l


Monster Mash

Directions: Toss a coin in the air. Heads=Move 3 spaces Tails=Move 2 spaces. Use two other coins as playing pieces. Before moving to the letter he or she must say the letter. If you land on a monster go back 5 spaces. For more of a challenge, have your child say something that starts with that letter. The first one to the end is the winner.

H ↑		Q	W	END
R	Y	G	N	I ↑
F ↑	Z		K	C
	M	B	A	T ↑
Z ↑	S	P		O
E ↑	V	J	D	I ↑
START	X		U	L ↑




Monster Mash

Directions: Toss a coin in the air. Heads=Move 3 spaces Tails=Move 2 spaces. Use two other coins as playing pieces. Before moving to the space he or she must say the letter that is at the beginning of the word. If you land on a monster go back 5 spaces. The first one to the end is the winner.



Monster Mash

Directions: Toss a coin in the air. Heads=Move 3 spaces Tails=Move 2 spaces. Use two other coins as playing pieces. Before moving to the space he or she must read the word. If you land on a monster go back 5 spaces. The first one to the end is the winner.

yam ↑	cut	hen	lap	End
ham	top		net	dog ↑
	jet	cat		mop
fox		hut	pan	sun ↑
START	bed		log	gum

Thank You!

If you like this product, please leave positive feedback at my Teachers Pay Teachers store.

If you have any questions or comments, please e-mail me at ilovekdgt@gmail.com

You can also visit my blog www.polkadotkinders.blogspot.com for more freebies



To make this product I used the following AWESOME artists!

