

easy
egg carton
math game!

Materials you'll need:
egg cartons
pom poms
Sharpie markers



First things first, you will need several egg cartons to make this math center. Once you have your egg cartons, number each egg spot with one number. I teach first grade, so I just numbered them 1-12. You could do any numbers you like!



Once you number your cartons, just throw in 2 pom poms and you're done!

Your students will shake the closed egg cartons and when they open them, the pom poms will have landed on some numbers. My students add the numbers together, but again, you can differentiate for your grade level/class.

I've included the addition worksheet that I put with the egg cartons in my math centers, but feel free to make it work for your class!

Differentiation Ideas

- Subtraction and Multiplication practice for 2nd-5th
- Cover Up number identification for PreK and K (just use one pom pom)

Name _____

Date _____

1. + =

7. + =

2. + =

8. + =

3. + =

9. + =

4. + =

10. + =

5. + =

11. + =

6. + =

12. + =

Name _____

Date _____

1. + =

2. + =

3. + =

4. + =

5. + =

6. + =

7. + =

8. + =

9. + =

10. + =

11. + =

12. + =

13. + =

14. + =

15. + =

16. + =

17. + =

18. + =

19. + =

20. + =

21. + =

Name _____

Date _____

1. - =

7. - =

2. - =

8. - =

3. - =

9. - =

4. - =

10. - =

5. - =

11. - =

6. - =

12. - =

Name _____

Date _____

1. - =

2. - =

3. - =

4. - =

5. - =

6. - =

7. - =

8. - =

9. - =

10. - =

11. - =

12. - =

13. - =

14. - =

15. - =

16. - =

17. - =

18. - =

19. - =

20. - =

21. - =

Name _____

Date _____

1. x =

7. x =

2. x =

8. x =

3. x =

9. x =

4. x =

10. x =

5. x =

11. x =

6. x =

12. x =

Name _____

Date _____

1. x =

2. x =

3. x =

4. x =

5. x =

6. x =

7. x =

8. x =

9. x =

10. x =

11. x =

12. x =

13. x =

14. x =

15. x =

16. x =

17. x =

18. x =

19. x =

20. x =

21. x =

Cover Up

Shake the egg carton and read the number you landed on. Find that number here and cover it up!

9	3	5	10	9	4
12	4	11	5	7	9
1	8	4	3	12	6
6	7	8	2	5	10
11	5	6	12	10	9

Cover Up

Shake the egg carton and read your two numbers. Add them together. Cover up that number on this chart. Try to get 3 in a row!

16	21	4	9	5	10	22
15	2	15	17	12	4	18
24	21	18	6	23	18	24
7	8	20	3	10	6	8
2	16	13	9	12	5	15
14	6	19	17	13	21	11

A note from the teacher...

Thank you so much for downloading one of my products! I really appreciate your support!

I would also appreciate your feedback on this product. If you find a typo or any other errors, please email me at KTPonTPT@gmail.com so that I can fix them right away! If you are happy with this download, I would really appreciate your rating and feedback in my store. Honest feedback helps me create better products.

I would love for you to visit my blog, where you can find posts about my classroom experiences. I also have a facebook page that I would love for you to visit and 'like' while you are there. I love sharing ideas and pictures from my classroom, along with freebies and product updates.

Again, thank you so much for downloading this and if there is anything I can do for you, please don't hesitate to email me!

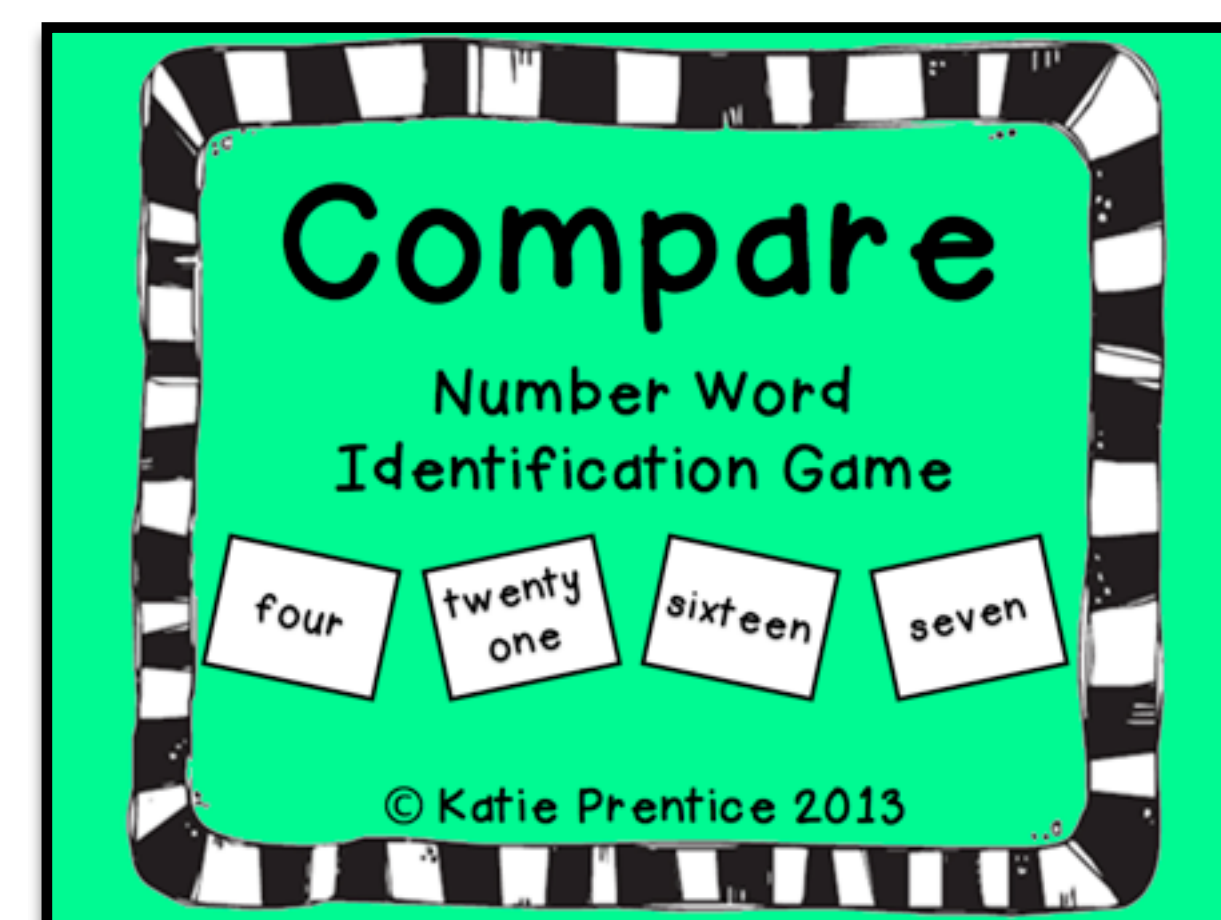
Click [HERE](#) to visit my blog!
Click [HERE](#) to visit my facebook page!
I love new followers!!

Thanks,
Katie :)

click here to
leave me
feedback on
this product -->



Please visit my store to see some of my other math and literacy games!!




I hope you enjoy this game!!

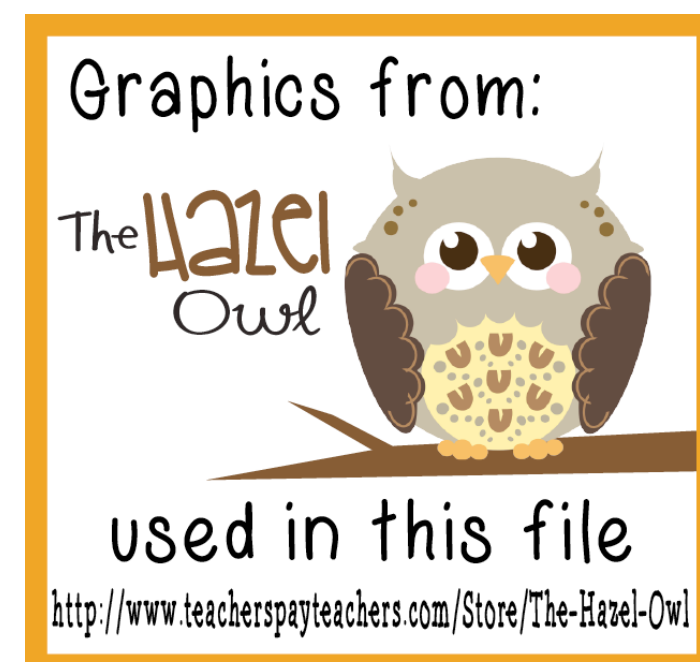
I have lots of other math and literacy games in my store, so please stop by and take a look!

Also, be sure to like my facebook page for updates and freebies!!

polka dot background from-
font from-



cute frames from-



click here -->

