


Geometry Quick Draw



Thank you for downloading! Use this game whole group or in a math center. I hope your students have fun playing and reviewing geometry terms!

Please email me with any questions or comments. Thanks So much! :)


Created by Amber Polk

adventuresinthird@gmail.com

<http://amber-polk.blogspot.com>

<http://teacherspayteachers.com/store/amber-polk>

<http://teachersnotebook.com/shop/adpolk>




Graphics by: Ginger Snaps & Jazzy Designs

Font by: Kevin and Amanda



Geometry Quick Draw

1. Work with a partner & take turns. .
2. Lay cards facedown in a stack.
3. Partner A chooses a vocabulary card and reads aloud to Partner B.
4. Partner B draws the vocabulary word.
5. Partner A checks the drawing.


square



rhombus




rectangle




parallelogram

trapezoid




right triangle






acute
triangle


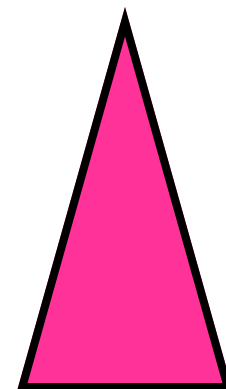
obtuse
triangle



scalene
triangle

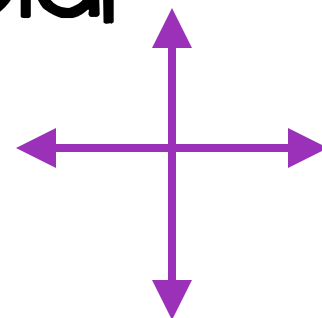


isosceles
triangle




equilateral
triangle

perpendicular
lines

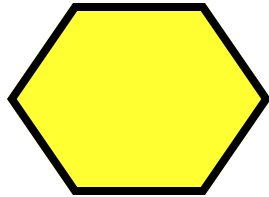


intersecting
lines

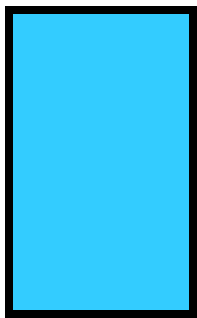



parallel lines


hexagon



pentagon



quadrilateral




octagon


triangle




polygon



line segment



line



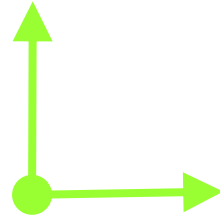
ray



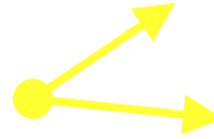
point



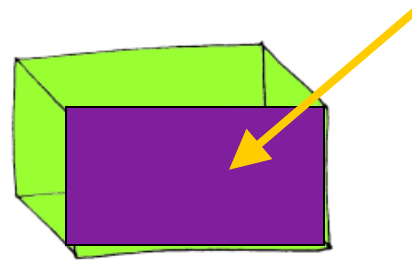

right
angle



acute angle

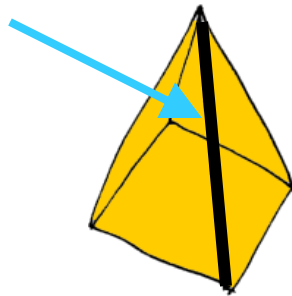


obtuse angle

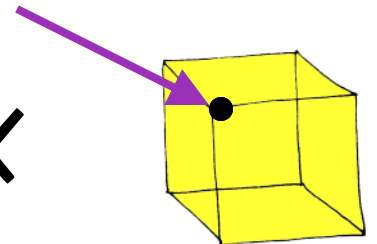


face

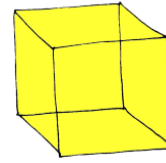
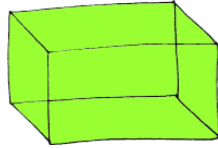
edge



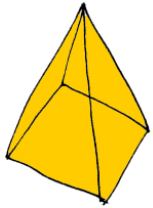
vertex



rectangular
prism

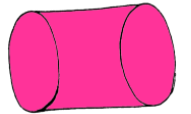


cube

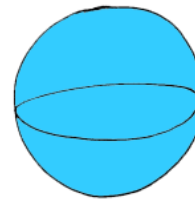
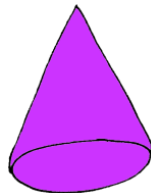


pyramid

cylinder



cone



sphere